

## Travelling With Jesus - A Mountain

There are lots of people and things that we can listen to - some of them good and some of them not so good. Spend time together thinking of people and things that can help us and are good to listen to, and then some people and things that aren't helpful to us and maybe we shouldn't always listen to.

Read or listen to what happened when Jesus took some of His friends up a high mountain in Matthew 17:1-9 ..... Jesus is the Son of God - listen to Him.

Spend some time together talking to Jesus about the things that you have thought about. Ask Him to help you listen to Him.

### **Idea 1. - Action Picture**

On the next three pages there are things to colour, cut out and stick to make an action picture of when Jesus went up the mountain with His friends and what happened there. You might need a grown-up to help with some of the cutting and you will also need:-

3 sheets of white card

A split-pin paper fastener

Bits of shiny paper/foil/shred

Coloured pencils

Glue

Scissors

Craft Knife? (for Grown-Ups only)

Print Idea 1. pages 1,2+3 onto white card. Colour all the figures and the mountain. Carefully cut out the figures and the tab on page 1 - make sure you don't cut off the 'fold back' tabs on Moses and Elijah, you need these to glue them on.

Carefully cut out the cloud on page3 - taking care not to cut off the gluing tab along the top. Use your shiny paper or foil to collage the cloud to make it bright and shiny.

You will need to cut out the slot in the middle of the mountain - a **Grown-Up with a craft knife works well.....**

Now put some glue on the reverse side of Moses' and Elijah's tabs and glue them to the reverse of the background near the top of the mountain - **a**, so they can fold around the front and stand on the mountain - **b**. Now put some glue along the tab on the cloud and fix it along the top on the reverse side - **c**, so it can fold over and hide the mountain top - **d**. Make a hole through the spot on Jesus' belt and also through the spot on the tab. Fold the tab on the dotted line. Push the paper fastener through the hole on Jesus' belt, then through the slot in the mountain and then through the hole in the tab. You can now use the tab to make Jesus go up the mountain and meet Moses and Elijah - **e**. Use the action picture to re-tell Matthew 17:1-9



a



b



c



d




e

Idea 1. Page 1.

Moses

Fold back

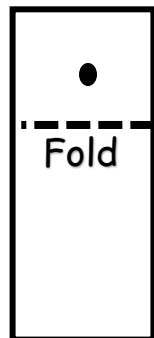


Elijah


Fold back

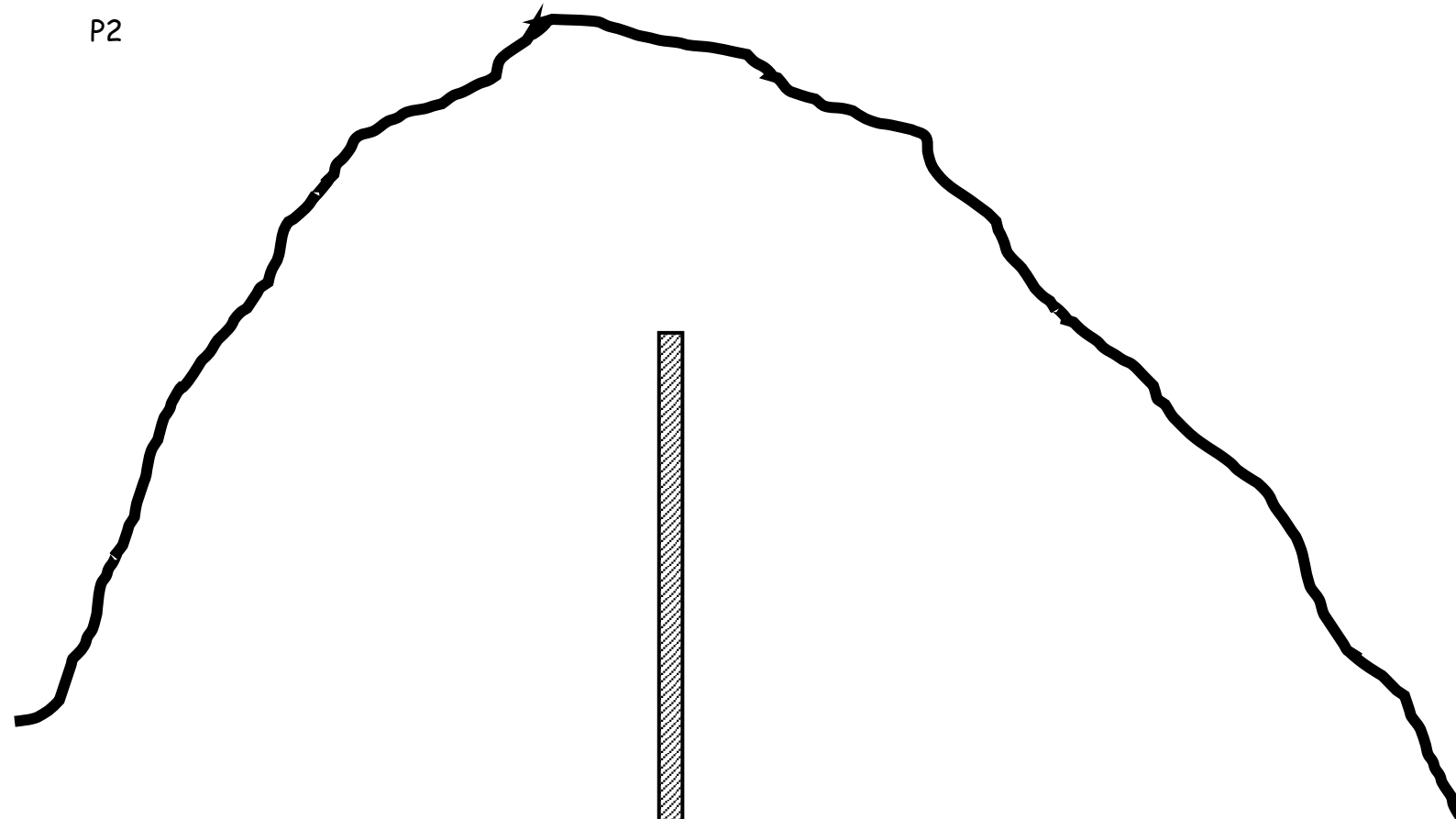


Tab >



Jesus >





Jesus took Peter, James and John up on a high mountain. There in front of them, Jesus was completely changed. His face was shining like the sun and His clothes became white as light. All at once Moses and Elijah were there talking with Jesus. A bright cloud passed over them and a voice from the cloud said, "This is My dear Son and I am pleased with Him. Listen to what He says!"

Matt 17:1-9





P	E	R	T	E	T	E	P	I	N
E	F	A	N	E	C	F	E	S	A
H	A	J	I	L	E	L	T	U	I
E	C	E	A	W	J	I	E	S	T
R	E	S	T	T	O	S	R	E	N
T	U	N	N	D	E	D	H	J	U
E	S	H	U	S	E	N	A	J	O
P	O	O	O	S	U	M	T	H	M
J	L	M	M	O	E	M	O	S	S
C	A	S	E	S	S	E	O	M	E

JESUS                      PETER                      JAMES  
 JOHN                      MOUNTAIN                      FACE  
 SUN                      MOSES                      ELIJAH  
 TENTS                      CLOUD                      SHADOW

